

P-463 DW

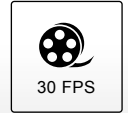
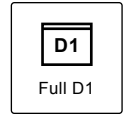
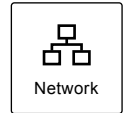
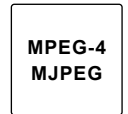
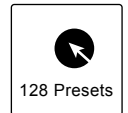

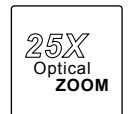
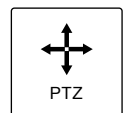
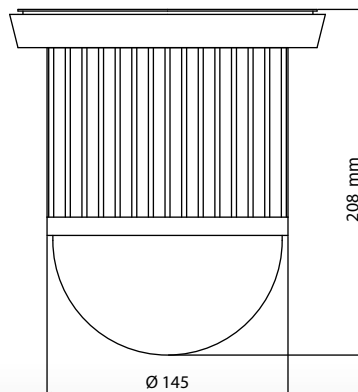
MPEG-4 Day & Night Network Speed Dome Camera w/ Wide Dynamic Range



MAIN FEATURES

- Self-Contained Web Server
- Internet capability for remote access
- Remote Pan/Tilt/Zoom operation
- Auto Focus Lens: built-in 25X optical zoom lens with focal length 3.8 ~ 95mm
- 480/570 TV Lines Color/Monochrome Resolution
- 360° continuous rotation
- Up to 128 programmable preset positions
- Preset positions auto scanning
- 6 alarm inputs, 1 alarm output can be set as NO or NC for each dome
- Real-time video recording
- Online firmware upgrade
- Supports DDNS for dynamic IP application

DIMENSION DIAGRAM



P-463 DW MPEG-4 Day & Night Network Speed Dome Camera

System	
System	32-Bit RISC Processor, 4MB Flash ROM, 32MB SDRAM
Video Compression	MPEG-4 Simple Profile (SP) / MJPEG, Dual Codec
Video Resolution	Full D1 (4SIF): NTSC = 720 x 480; PAL = 720 x 576 SIF: NTSC = 352 x 240; PAL = 352 x 288 QSIF: NTSC = 176 x 112; PAL = 176 x 144
Bit Rate	64K ~ 4M bits/sec (CBR/VBR configurable)
Video Control	Frame rate, Bit rate (Constant Bit Rate (CBR), Variable Bit Rate (VBR) w/ quality levels), Group of Pictures (GOP) size, Frame Sequence (I-Frame, I-Frame/P-Frame)
Image Adjustment	Brightness, Contrast, Hue, Saturation
Frame Rate	Up to 30(NTSC) / 25(PAL) frames per second
Event System Trigger	GPIN, Motion detection,
Action	GPOUT, FTP, Email and alert message
Network Interface	10/100 Base-T Ethernet
Protocols	TCP(UDP)/IP, ICMP, HTTP, TFTP, FTP, Telnet, SMTP, DHCP, NTP, DNS, DDNS, RTSP, RTP/TCP(UDP)
I/O Connectors	1x RJ-45 connector for Ethernet 1x BNC video output connector, CVBS 1.0Vpp/75Ω 1x line-in input 3.5mm jack 2x LEDs (Power status / Network) 1 x Terminal Block: 6x fully opto-isolated sensor inputs, 1x relay output, 2x RS-485 COM ports (1 in, 1 out) for external keyboards or daisy-chain (supports up to 64 serial-linked cameras)

PTZ Mechanism	
Pan Travel	360° Continuous
Tilt Travel	-5° ~ +95°
Pan/Tilt Accuracy	±0.25°
Manual Pan/Tilt Speed	0.18° ~ 180° / sec
Preset Pan/Tilt Speed	1° ~ 255° / sec
Preset Dwell Time	0 ~ 255 sec
Preset Positions	128 preset positions
Preset Group	4 Group (Corresponding with first 16 presets)
Instant Flip	180°
Preset Recall Speed	360° / sec
Alarm Trigger Speed	360° / sec
Address Setting	1 - 64 ID setting
Control Interface	RS-485
Cable Requirement	UL 24AWGx2C Twist Pair (recommended)
Alarm Response Mode	Lock or Release Mode
Operation Setting	Web-based User Interface / On Screen Setup Menu

Optical Lens	
Lens Speed	Tele ~ Wide: 3.5 Sec (Fast), 6 Sec (Medium), 52 Sec (Slow)
Focal Length	3.8 ~ 95mm
Aperture (F)	F1.6(wide) – F3.7(telephoto)
Angle Field of View	Wide: 39.2° (V) 51.9° (H); Tele: 1.6° (V) 2.2° (H)

Electrical	
Power Supply	AC/DC switching power adapter, input: AC100 ~240V, output: DC 12V/3.33A
Power Consumption	18W
RS-485 Voltage	5.6V
Alarm Input Voltage	5.6V
Alarm Output Voltage	0.5A 120Vac / 1A 24Vdc

Environmental	
Operation Temperature	-10°C ~ +50°C
Operation Humidity	0% ~ 90%

Mechanical	
Height	208 mm (8.3")
Diameter	145 mm (5.6")
Weight	2.5Kg (Fast Dome Alone); 5Kg (With External Housing)

Camera	
System	NTSC, PAL
Video	Color / Mono
Optical Zoom	25X
Digital Zoom	2.56X
Image Device	ExView HAD CCD, 1/4" Interline Transfer CCD
Total Pixels	NTSC: 811(H) x 508(V), 410K; PAL: 795(H) x 596(V), 470K
Scanning System	NTSC: 2:1 Interlace, 525 lines, 60 fields / Sec; PAL: 2:1 Interlace, 625 lines, 50 fields / Sec
Horizontal Resolution	480 TV Lines (Color); 570 TV Lines (Monochrome)
Horizontal & Vertical Synchronization	NTSC: 15.734KHz, 60Hz; PAL: 15.625KHz, 50Hz
Synchronization	Internal
Minimum Illumination	Mono: 0.01 Lux at F1.6, 0.001 Lux at sense up X160 Color: 0.1 Lux at F1.6, 0.005 Lux at sense up X160
Color / Mono Switch (IR Cut Filter)	IN (Color) OUT (Monochrome) Auto (When light is above 30 Lux switch to color; when it drops below 10 Lux, auto switch to mono)
S/N Ratio	More than 50dB (AGC Off)
Auto Gain Control	8dB(Low), 22dB(Medium), 36dB(High)
Back Light Compensation	ON(Background Video Level Adjustable) / OFF
BLC Zone	Top, Bottom, Left, Right, Center
Sensitivity Enhancement	ON / OFF / Auto
White Balance	Auto Correction, Auto Tracking, Fix (Indoor/Outdoor/MWB/User)
Iris Control	Auto / Manual (Fast or Medium speed)
Video Focus	Auto / One Shot / Manual, 0.07m (Wide) ~ 1m (Tele)
Flickerless	ON / OFF
Gamma Adjustment	User (8 points) / Preset (8 levels) / active 1 / active 2
Contrast Adjustment	16 Levels
Electronic Shutter	1/50 (1/60), 1/120 (1/100), 1/250, 1/500, 1/1000, 1/2000, 1/4000, 1/10000, 1/20000, 1/50000 (1/Sec)
Low Speed Shutter	0, 2~20, 40, 80, 160, 320, 510 (FLD)
Wide Dynamic Range	400:1
Dynamic Privacy Masking	ON / OFF, Up to 8 Privacy Zone
Image Memory Function	Left / Right Reversal, Top / Bottom Reversal, 180° Image Rotation, Field Image Capture
Negative-Position	Y-Inverse (OFF / ON), C-Inverse (OFF / ON)

External Housing	
Power Supply	24Vac or 90Vac ~ 260Vac (Option)
Input Voltage	12Vdc
Power Consumption	7.5W
Control Interface	RS-485 (1 Input / 1 Output)
RS-485 Voltage	5.6V
Alarm Input	6 Inputs (Pull up)
Alarm Input Voltage	5.6V
Alarm Output	1 Output (NC or NO mode)
Alarm Output Voltage	0.5A 120Vac / 1A 24Vdc
Operation Temperature	-20°C ~ +50°C
Operation Humidity	0% ~ 90%
Height	340 mm (13.4")
Diameter	250 mm (9.8")
Weight	2.5Kg (External Housing Alone); 5Kg (With Fast Dome)